



District Report Card: 2017


State: Maharashtra	District: Thane
Class: 3	Subject: Language
Schools: 61	Students: 1452


Participation/Coverage


Students

GENDER 	Boys		Girls	
	Number	%	Number	%
	725	49.93	727	50.07

AREA 	Rural		Urban	
	Number	%	Number	%
	275	18.94	1177	81.06

CATEGORY 	SC		ST		OBC		GEN	
	Number	%	Number	%	Number	%	Number	%
	249	17.15	96	6.61	373	25.69	734	50.55

CWSN 	LD	VI	HI	S&LD	ID	Oth
	3	12	0	1	4	7

Management 	Government		Government-aided	
	Number	%	Number	%
	567	39.05	885	60.95

Average Performance of Students in Language (%)

Overall	Gender		Area		Management		Social Group			
	Male	Female	Rural	Urban	Govt.	Aided	SC	ST	OBC	GEN
67.18	66.96	67.39	76.02	65.11	70.28	65.19	63.83	71.88	67.70	67.43

Performance on Learning Outcomes (LOs)

Learning Outcomes	Description	Average Performance(%)
L304	Reads small texts with comprehension i.e., identifies main ideas, details, sequence and draws conclusions	68.90
L312	Reads printed scripts on the classroom walls: poems, posters, charts etc.	63.73

Range of Performance of Students who Answered Correctly							
Below 30%		30% - 50%		50% - 75%		Above 75%	
Number	%	Number	%	Number	%	Number	%
129	8.88	238	16.39	445	30.65	640	44.08

Lowest Performing Learning Outcomes (LOs)

1 - Reads printed scripts on the classroom walls: poems, posters, charts etc. (63.73)

2 - Reads small texts with comprehension i.e., identifies main ideas, details, sequence and draws conclusions (68.90)